

Emission Delivery Process at ECC

Leipzig, 31 July 2019

ECC Delivery | Quick Overview (1/2)

› ECC's Union Registry account number: **EU-100-5016813-0-69**

- Delivery-versus-Payment methodology; all **payments** are done with your Clearing Bank on delivery day.
- Spot is paid in full and Futures are processed via Initial & Variation Margin until delivery.

a. Delivery process buy side:

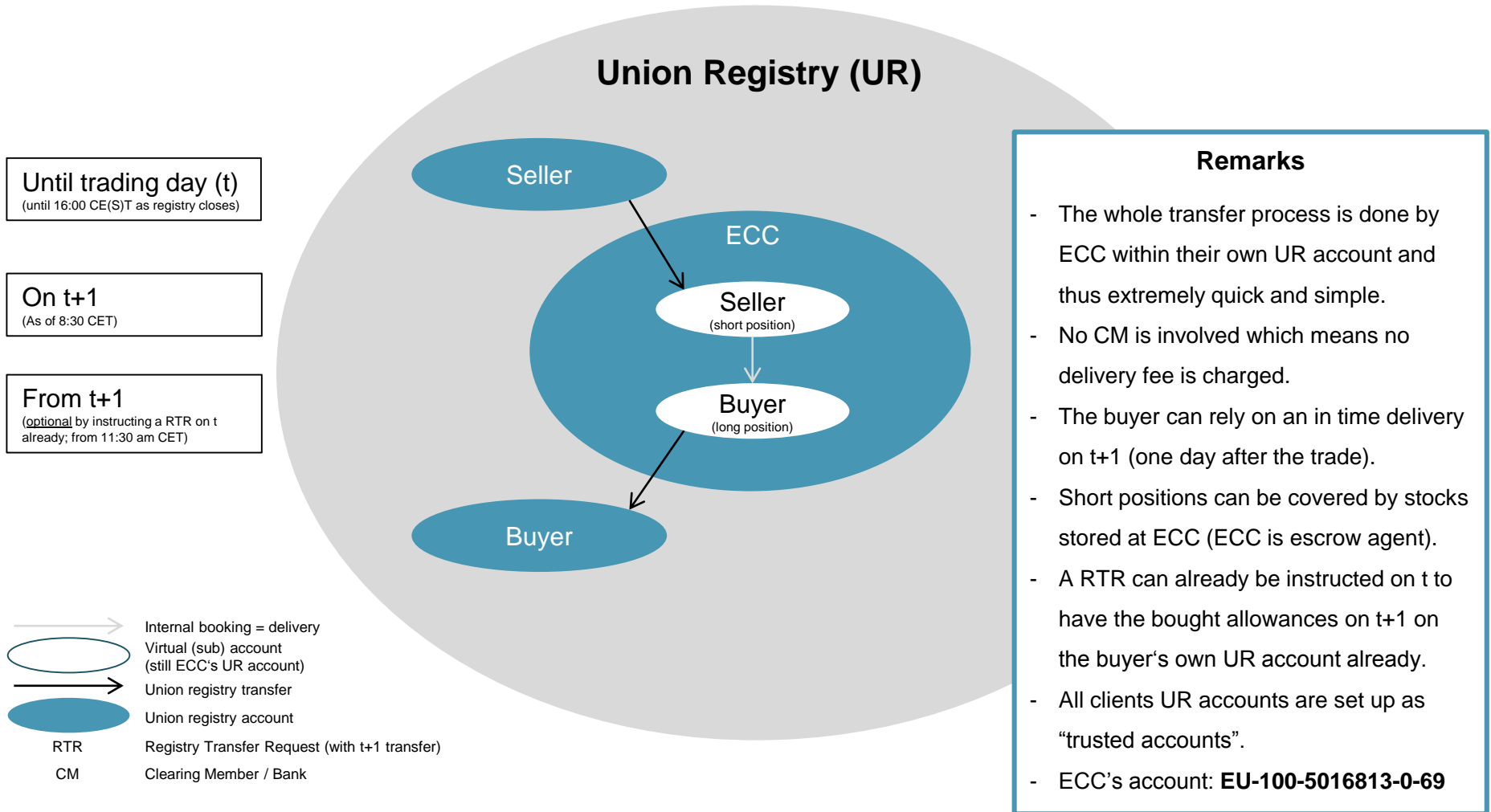
- = **Internal delivery** to the buyer, not to the buyer's EU registry account.
- Certificates are delivered to the buyer's internal account inside ECC's Delivery Management System (more details follow):
 - **Delivery day:**
 - Spot:** 1st ECC business day following the trading day
 - Future:** 2nd day following the expiry day
 - Clearing Banks are not involved.
 - View the **balance** of your internal account or instruct a transfer to own registry account through the [Member Area](#) of ECC.

ECC Delivery | Quick Overview (2/2)

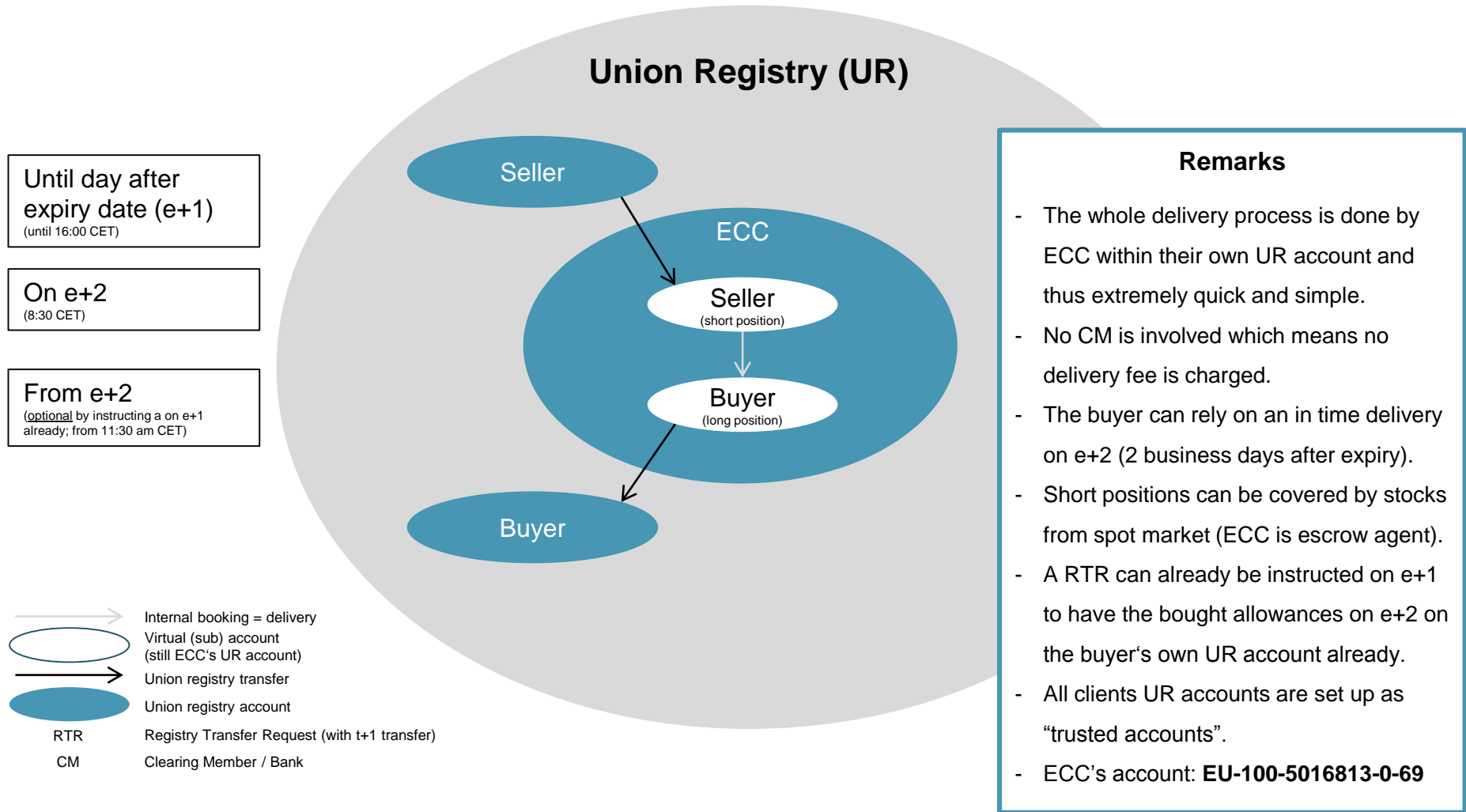
b. Delivery process sell side:

- **Seller need to transfer** certificates to ECC's Union Registry account before...
 - Future:** ... the 1st ECC working day following the expiry day at 16:00 CET.
 - Spot:** ... 16:00 CE(S)T on trading date.
 - ... and only if there is an insufficient balance on the seller's internal account in SMSS.
- **Transfer of bought certificates** to the own registry account via Registry Transfer Requests (RTR), which is taking 1 business day. Instruction is however already possible on the business day before the delivery (e.g. in expectation of delivery of bought certificates).
- Make sure your account is on the **Trusted account** list of ECC (check with clearing@ecc.de) and setup ECC's registry account on your Trusted accounts list.

ECC Delivery Process (Spot)



ECC Delivery Process (Futures)



ECC Delivery Process Details

Trusted Accounts (TA)

- Client's registry accounts will be automatically setup as TA at ECC in order to speed up the (RTR) delivery.
- Accounts specified in the admission process (T10 form) are setup as TA.
- Every new target account (of your own company), where you transfer certificates to, is setup as TA.

Member Area

- It is mandatory to have at least 2 users for the ECC member area to enable the 4-eyes-principle in registry transfers. This is due to the security standard of ECC and shall ensure a regular transfer of certificates from your internal account.
- You can add up to as many users as you want at no costs. We recommend to have more than 2 users to maintain the capacity to act.

ECC Member Area: Overview

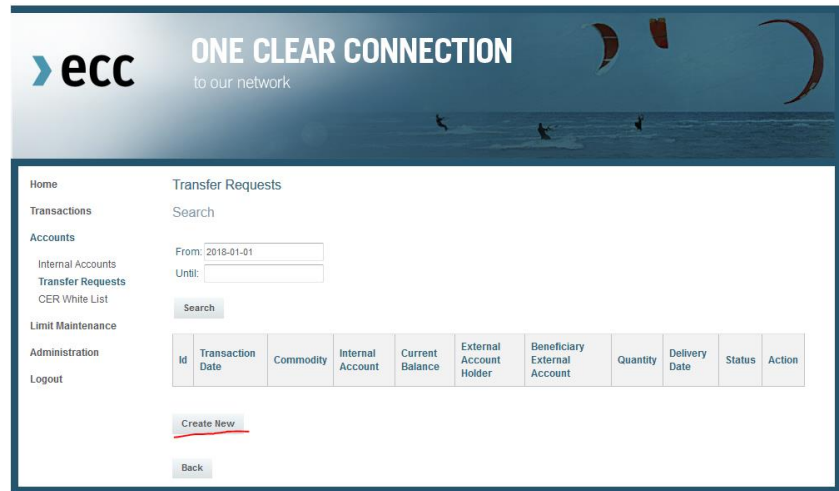
The screenshot displays the ECC Member Area interface. At the top, the ECC logo and the slogan "One Clear Connection to our network" are visible. A navigation bar includes tabs for "ABOUT ECC AG", "ACCESS", "OPERATIONS", "RISK MANAGEMENT", "STP SERVICE", and "MEMBER SECTION". The "MEMBER SECTION" is active, showing a "Member Section" header and a "Log-In" button. Below this, there are sections for "General" and "Benefits". A sidebar on the left contains links for "Holiday Calendar", "SMSS Report Specifications", "Product Specification Files", "Trade Registration Price Range", "User Guides & Manuals", and "Security Advice". A "Direct Contact" box features a photo of Dr. Götz Diltrich. Two "Significant documents" and "Latest circular" boxes provide links to important ECC documents and a migration notice. At the bottom, a "ONE CLEAR CONNECTION" banner is followed by a table of "Internal Accounts".

Account Name	Commodity	Company	Balance	Projected Balance
ABCEX_EUA3	EUA3	C_ABCEX	21,849,271	21,849,271

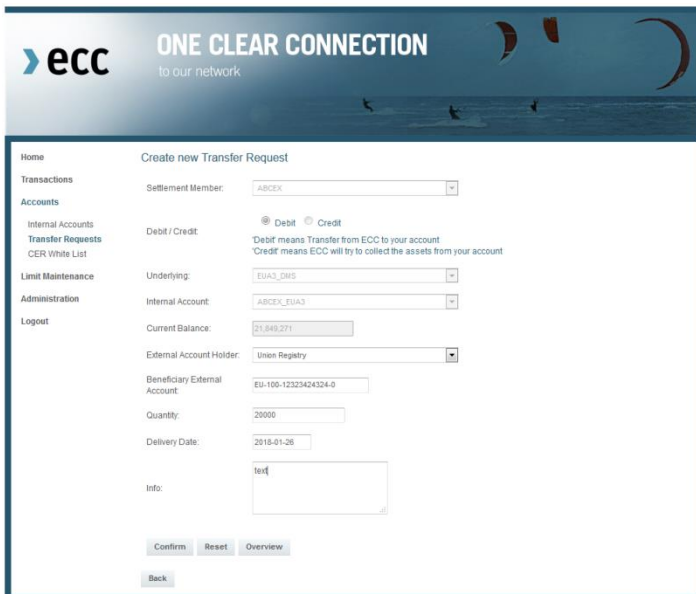
- The **login** to the Member Area can be found in the Member Section of www.ecc.de.
- Log into the production environment for regular usage. We also offer a simulation environment for testing purposes.
- Logins will be provided by ECC's Member Readiness team. (memberreadiness@ecc.de)
- Within the Member Area you have various **options** to track transactions, subscribe reports or see your balance.

ECC Member Area: How to create a RTR?

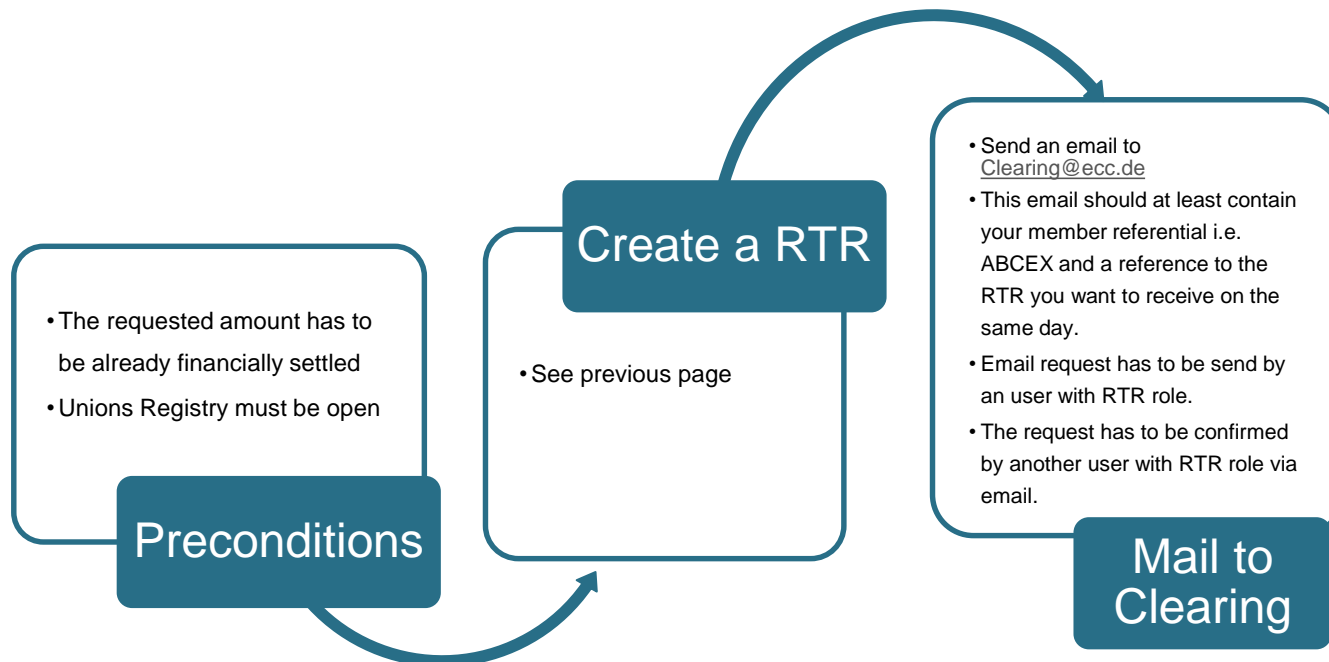
- With a Registry Transfer Request (RTR) you can transfer bought certificates to your or any registry account. Just select “Transfer Request” in the menu and click „Create New“.



- Specify the Underlying, e.g. “EUA3_DMS” for EUAs of the 3rd trading period. Select the Registry, enter the target account number, the date and the amount of certificates. For you own documentation you can also add an info text. Finally a second user has to confirm this transaction.



How to create a “Same day Delivery”?



- **Same Day Deliveries** are charged with a 500,00 € fee each.
- **Same Day Deliveries** are processed only after 11:30 am.

Contacts



➤ EEX



Christian Fleischer

Senior Sales Manager

Leipzig

T: +49 341 2156-240



Steffen Löbner

Senior Project Manager

Leipzig

T: +49 341 2156-310



André Tzschoppe

Project Manager

Leipzig

T: +49 341 2156-527



➤ ECC

Physical Settlement Team

E-Mail: Physical-Settlement@ecc.de

Phone: +49 341 24680-345