

# Emission Delivery Process at ECC

July 2024

# ECC Delivery | Quick Overview (1/2)

› ECC's Union Registry account number: **EU-100-5016813-0-69**

- Delivery-versus-Payment methodology; all **payments** are done with your Clearing Bank on delivery day.
- Spot is paid in full and Futures are processed via Initial & Variation Margin until delivery.

## a. Delivery process buy side:

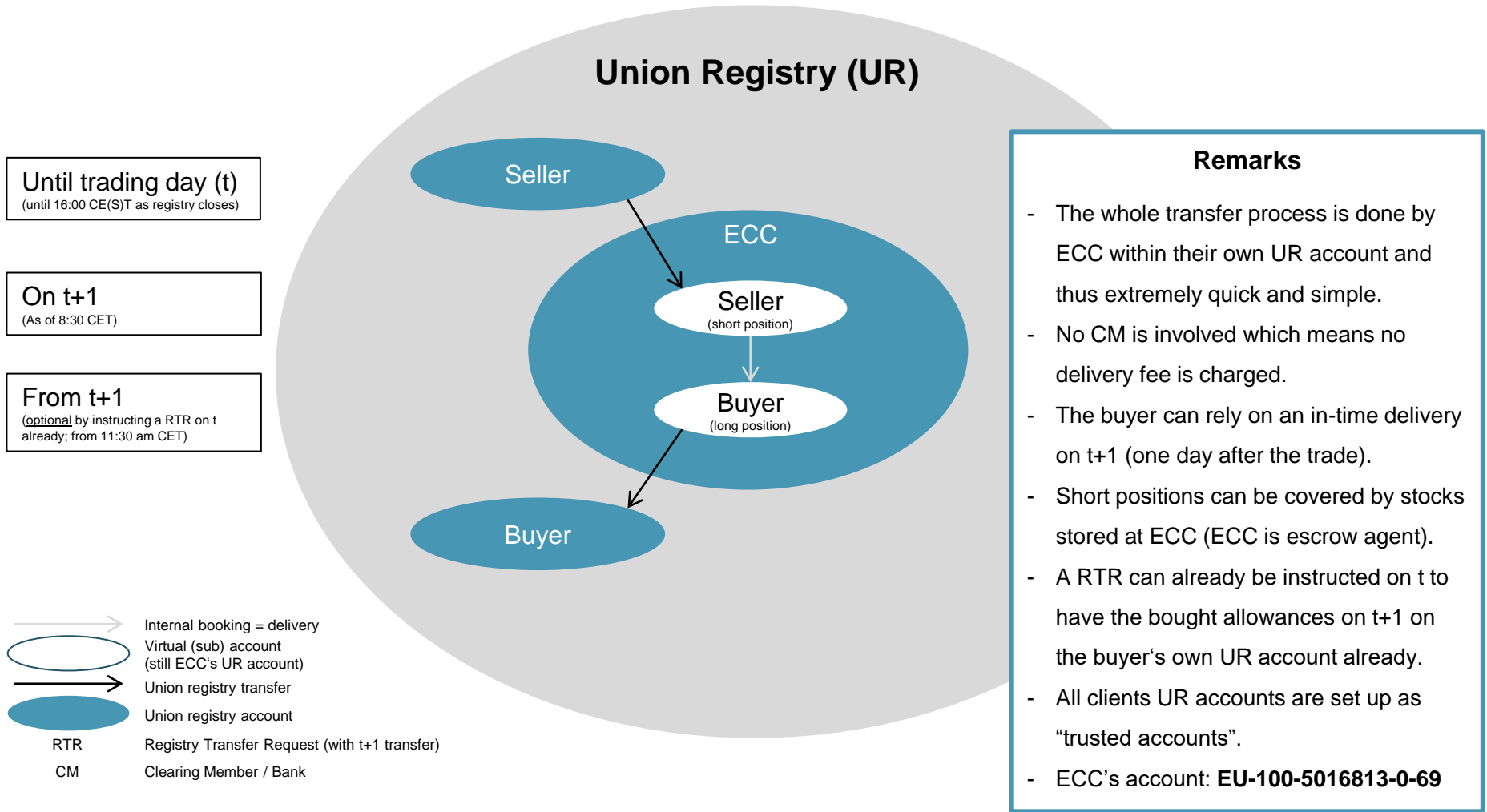
- = **Internal delivery** to the buyer, not to the buyer's EU registry account.
- Certificates are delivered to the buyer's internal account inside ECC's Delivery Management System (more details follow):
  - **Delivery day:**
    - Spot:** 1<sup>st</sup> ECC business day following the trading day, if the trade is concluded before 16:00 CE(S)T.
    - Future:** 2<sup>nd</sup> day following the expiry day
  - Clearing Banks are not involved.
  - View the **balance** of your internal account or instruct a transfer to own registry account through the [Member Area](#) of ECC.

# ECC Delivery | Quick Overview (2/2)

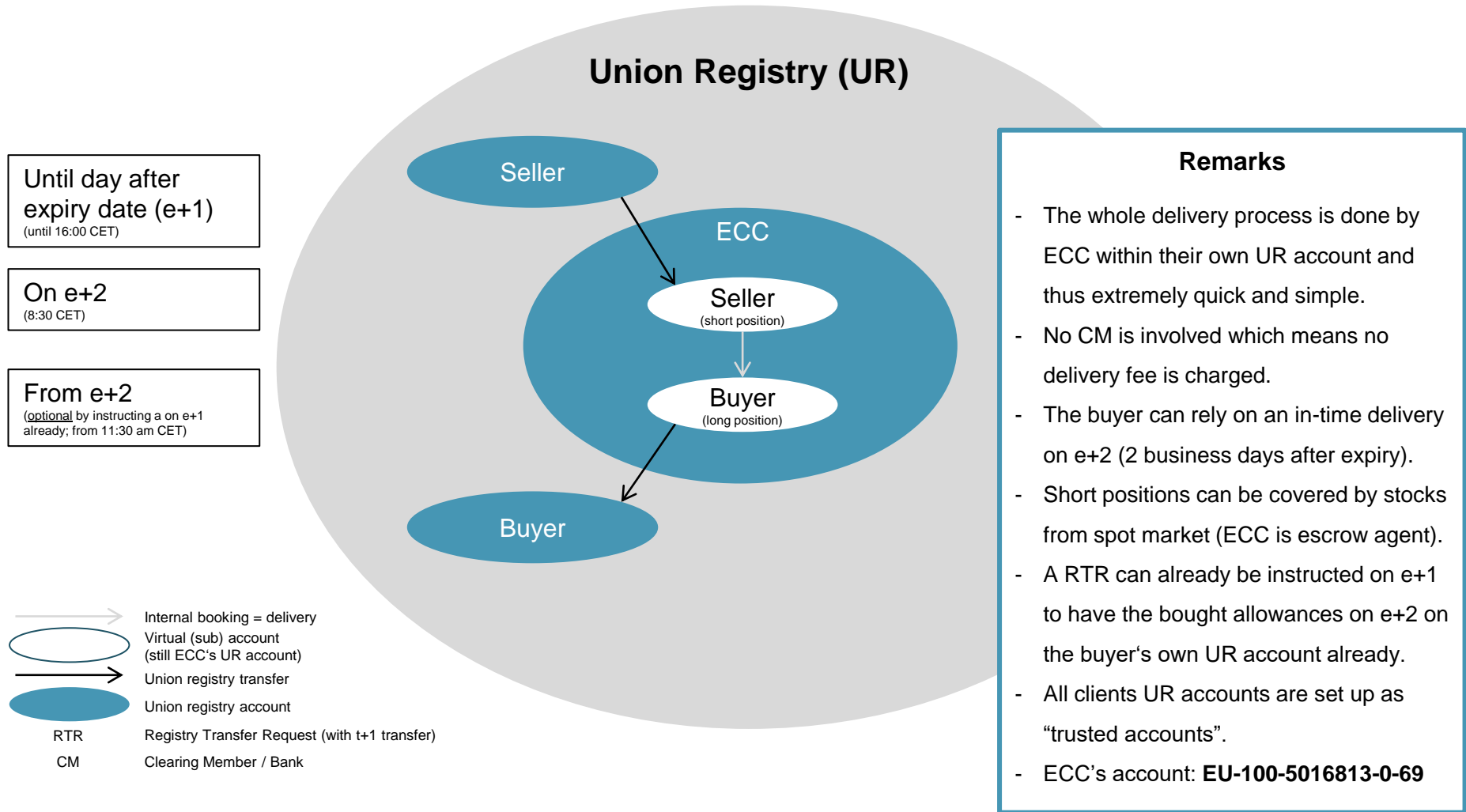
## b. Delivery process sell side:

- **Seller need to transfer** certificates to ECC's Union Registry account before...
  - Future:** ... the 1<sup>st</sup> ECC working day following the expiry day at 16:00 CE(S)T.
  - Spot:** ... 16:00 CE(S)T on trading date.
    - ... and only if there is an insufficient balance on the seller's internal account in SMSS.
- **Transfer of bought certificates** to the own registry account via Registry Transfer Requests (RTR), which is taking 1 business day. Instruction is however already possible on the business day before the delivery (e.g. in expectation of delivery of bought certificates).
- ECC will book a **delivery margin** in case the seller has insufficient balance at 16:00 CE(S)T on the day before the delivery day.
- Make sure your account is on the **Trusted account** list of ECC (check with [physical-settlement@ecc.de](mailto:physical-settlement@ecc.de)) and setup ECC's registry account on your Trusted accounts list.

# ECC Delivery Process (Spot)



# ECC Delivery Process (Futures)



# ECC Delivery Process Details

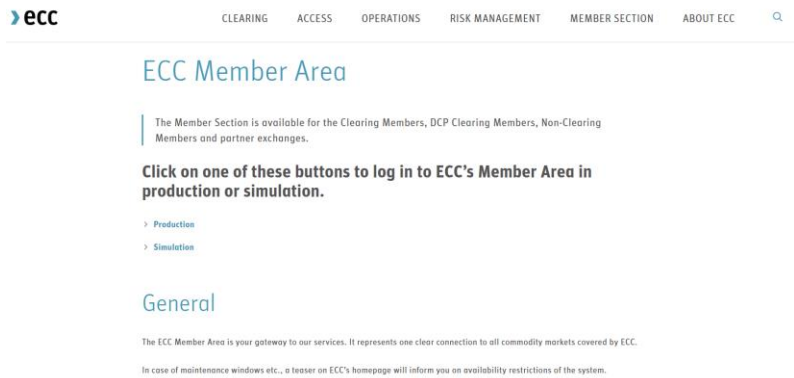
## Trusted Accounts (TA)

- Accounts specified in the admission process (TP04 form) are setup as TA.
- Every new target account (of your own company), where you transfer certificates to, can be requested to be setup as TA.

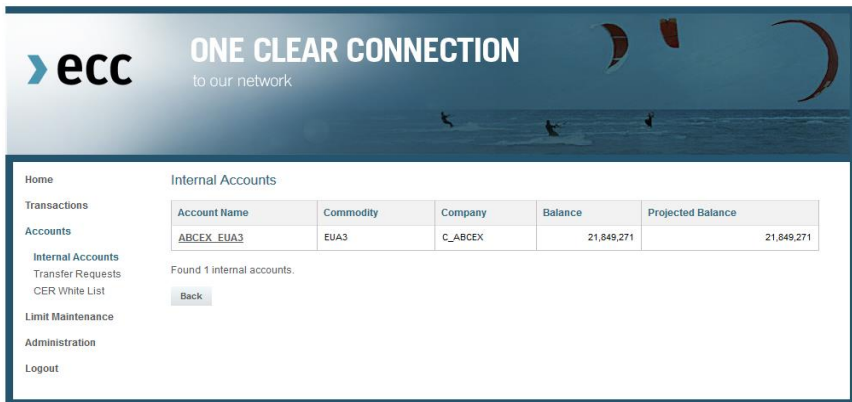
## Member Area

- It is mandatory to have at least 2 users for the ECC member area to enable the 4-eyes-principle in registry transfers. This is due to the security standard of ECC and shall ensure a regular transfer of certificates from your internal account.
- You can add as many users as you want at no costs. We recommend to have more than 2 users to maintain the capacity to act.

# ECC Member Area: Overview



- The **login** to the Member Area can be found in the Member Section of [www.ecc.de](http://www.ecc.de).
- Log into the production environment for regular usage. We also offer a simulation environment for testing purposes.
- Logins will be provided by ECC's Member Readiness team. ([memberreadiness@ecc.de](mailto:memberreadiness@ecc.de))
- Within the Member Area you have various **options** to track transactions, subscribe reports or see your balance.



# ECC Member Area: How to create a RTR?

- With a Registry Transfer Request (RTR) you can transfer bought certificates to your or any registry account. Just select “Transfer Request” in the menu and click „Create New“.

The screenshot shows the 'Create new Transfer Request' form. The form includes the following fields and options:

- Settlement Member:** ABCEX
- Debit / Credit:** Radio buttons for Debit (selected) and Credit. A note states: "Debit means Transfer from ECC to your account. Credit means ECC will try to collect the assets from your account."
- Underlying:** EUA4\_DMS
- Internal Account:** ABCEX\_EUA3
- Current Balance:** 21,849,271
- External Account Holder:** Union Registry
- Beneficiary External Account:** EU-100-12323424324-0
- Quantity:** 20000
- Delivery Date:** 2018-01-26
- Info:** text

Buttons at the bottom: Confirm, Reset, Overview, and Back.

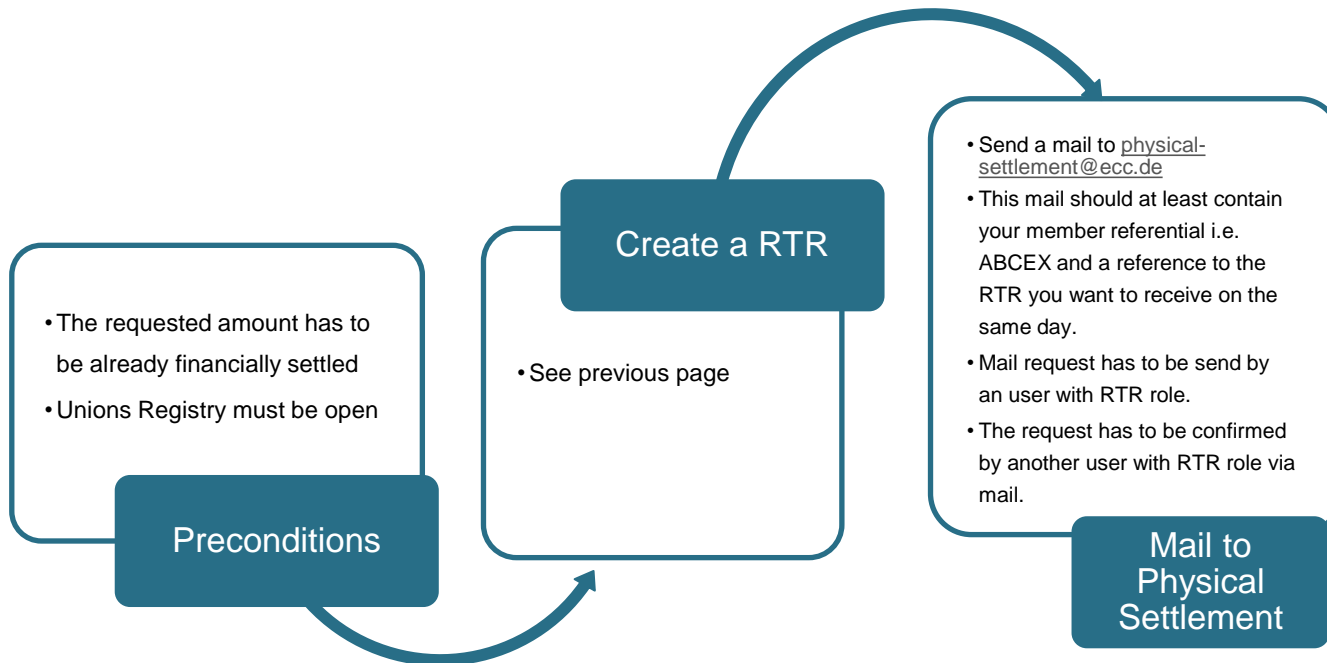
The screenshot shows the 'Transfer Requests' overview page. It features a search bar and a table with the following columns:

Id	Transaction Date	Commodity	Internal Account	Current Balance	External Account Holder	Beneficiary External Account	Quantity	Delivery Date	Status	Action
<p>Buttons: Create New, Back</p>										

- Specify the Underlying, e.g. “EUA4\_DMS” for EUAs of the 4<sup>th</sup> trading period. Select the Registry, enter the target account number, the date and the amount of certificates. For your own documentation you can also add an info text. Finally, a second user has to confirm this transaction.



# How to create a “Same day Delivery”?



- **Same Day Deliveries** are charged with a € 500 fee each.
- **Same Day Deliveries** are processed only after 11:30 am.

# Contacts



## ➤ EEX



**Maria Ziesche**  
Head of Sales Environmentals

T: +49 341 2156 - 341  
[Maria.ziesche@eex.com](mailto:Maria.ziesche@eex.com)



**Steffen Löbner**  
Head of Business Development Environmental Markets

T: +49 341 2156 - 310  
[Steffen.loebner@eex.com](mailto:Steffen.loebner@eex.com)



**André Tzschoppe**  
Expert Environmental Markets

T: +49 341 2156 - 527  
[Andre.tzschoppe@eex.com](mailto:Andre.tzschoppe@eex.com)

## ➤ ECC

### Physical Settlement Team

**E-Mail:** [Physical-Settlement@ecc.de](mailto:Physical-Settlement@ecc.de)

**Phone:** +49 341 24680-345